

Year

2018

2019

2020

2021

2022

Region

Andalucía


Aragón

Asturias

Baleares

Bottom-5

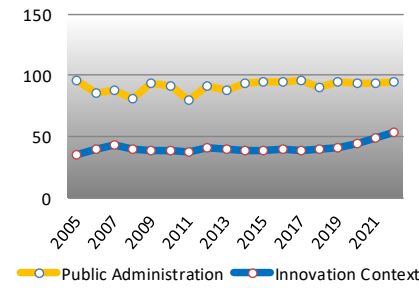
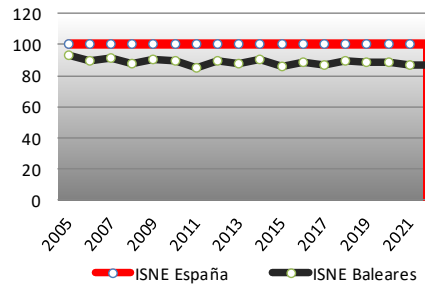
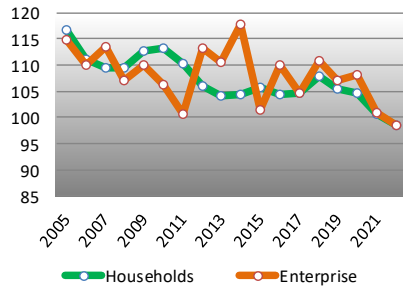
2022



Economics Agents			
	Value	Target	Objective
Households	98,58	100,00	99%
Enterprise	98,41	100,00	98%

Environment			
	Value	Target	Objective
Public Adm.	95,13	100,00	95%
Innovation	53,64	100,00	54%

Baleares



Memorandum: The data in vertical axis are indexes of values, as reference the spanish market (=100)



Year

2019

2020

2021

2022

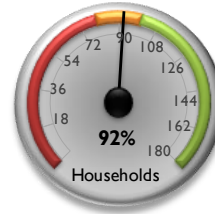
Region

Murcia

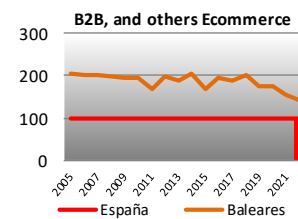
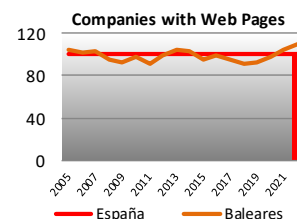
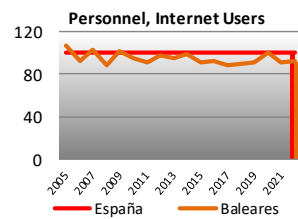
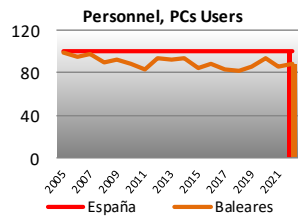
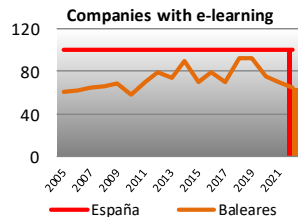
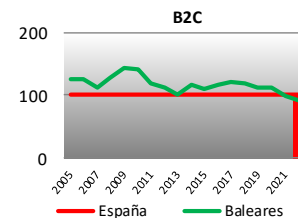
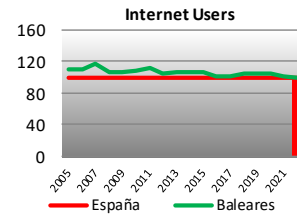
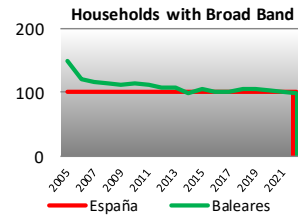
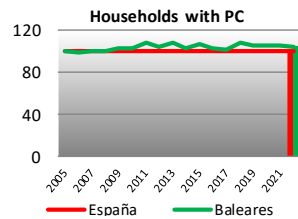
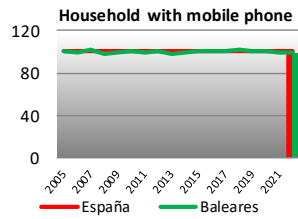
Navarra

País Vasco

Top-5



2022
Balears
Economics Agents



Year

2019

2020

2021

2022

Region

Murcia

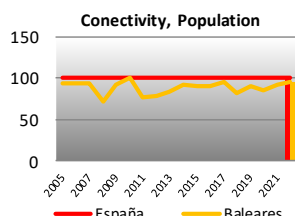
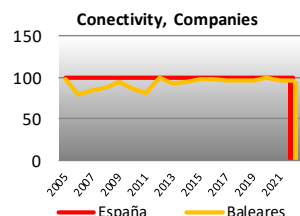
Navarra

Pais Vasco

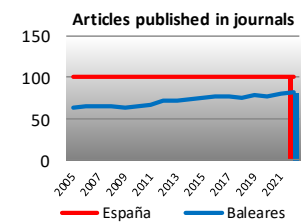
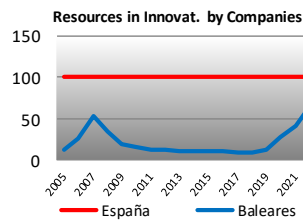
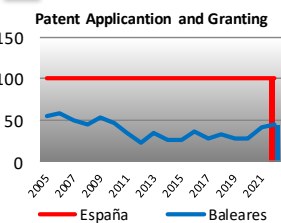
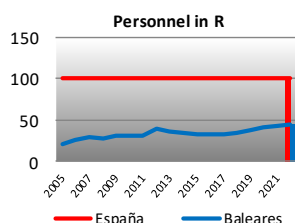
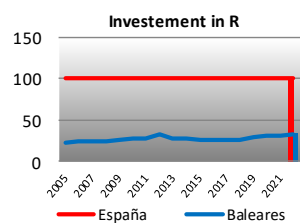
Top-5



2022
Baleares
Environment



PUBLIC ADMIN.



INNOVATION

Dashboard ISNE Benchmark >Description

<< Dashboard

Description:

This dashboard analyzes the diffusion and use of the IT in business activities throughout Spain and regional markets.

The New Economy Synthetic Indicator - NESI (ISNE is the original name in Spanish language) is built around 17 Key Performance Indicators (KPIs) which are grouped in four pillars: Public Sector, Companies, Households and Innovation context.

This dashboard compares the spanish REGIONS versus our Spanish average figures (considered as Target or reference). We also have others dashboards, with this same format for any given region of Spain, available in our specific App. We offer data that ranges from 2005 to 2021, being 2022 our forecast. The data is updated annually around June

We also have others dashboards, with similar format, available in our specific App as a complementary version. Please feel free to contact us for further details.

Enjoy it!

www.n-economia.com

